

Lincoln Surgical Hospital Patient Portal User Handbook

Part 4 - Results

Table of Contents

- INTRODUCTION..... 2**
 - NAVIGATION OF PATIENT PORTAL.....2
- HOW TO USE THE PATIENT PORTAL..... 3**
- RESULTS3
 - Results Main Page.....4*
 - LAB Results Detail5*
 - LAB Results Comments.....6*
 - Microbiology Result Detail.....6*
 - Sensitive Tests/ Procedures.....7*
 - Result Delay and Start Date7*

Introduction

The Lincoln Surgical Hospital Patient Portal offers secure electronic access as a service to patients who wish to view a summary of their medical record. This interactive web portal will empower patients and their families to take a more active role in their care by providing easy, secure access to their health information and online communication with Lincoln Surgical Hospital staff.

Lincoln Surgical Hospital gives patients instant access to their health information, including laboratory results, medications, allergies, demographic information, visit history, discharge/aftercare information, and more. Patients can also access their billing statements and outstanding balances and link to Online Bill Pay. In addition to handling their own care, parents and health care proxies with authorized consent will appreciate the ability to access the records of those individuals for whom they manage care.

Lincoln Surgical Hospital encourages all of their patients to enroll in the Patient Portal, as it presents a valuable opportunity for patients and their families to actively participate in their care, which contributes to better health.

Navigation of Patient Portal

- Use buttons and hyperlinks on portal pages to move forward and backward within portal.
- Do not use browser back arrow to move backwards within portal.
- Use Log Off button in upper right corner when ready to exit the portal.

How to Use the Patient Portal

Results

The results area of the Patient Portal is accessible within the Health Record Main Page. The Results area of the Health Record generates new activity, which can be seen in the New Activity area of the Homepage. The Contact Us available on this screen will send an Email to the Lincoln Surgical Hospital Health Information Department.

Lincoln Surgical Hospital | Patient Portal Home Log Off

PETER PAN PARKER'S Health Record

Select an item below or a button to the right to view more details. Select Health Summary to view, download or print a summary of your care. [Learn More](#)

Allergies	Conditions
peanut	Arthritic-like pain
Cephalexin	Hashimoto's disease
	Mania (monopolar) single episode or unspecified
	Hypertension

Medications
Oxycodone Hcl/Acetaminophen
Naproxen
Alprazolam
Celecoxib
Loratadine
Acetaminophen
Tramadol Hcl
Lisinopril
Atorvastatin Calcium
Triamterene/Hydrochlorothiazid
Ibuprofen
Ibuprofen
Aspirin

[Contact Us](#)

- Health Summary
- Allergies & Conditions
- Results**
- Medications
- Visit History

Results Main Page

The Results area of the Health Record lists out Laboratory (LAB) and Microbiology (MIC) results for the patient. The main page displays the Laboratory or Microbiology result and the result detail page will show the history of that test. The results are displayed by individual tests. The Patient Portal will display both inpatient and outpatient results. Confidential LAB and MIC results will be restricted from view on the Results tab; however, those confidential labs will be viewable from the Health Summary Report.

The Results main screen table for both Laboratory and Microbiology includes the following:

- Date of Last Result
- Test
- Result
- Reference Range
- Flag

The table is sorted in reverse chronological order with the most recent tests first.

The screenshot shows the 'Results' page for Peter Pan Parker. At the top, there is a navigation bar with 'Lincoln Surgical Hospital | Patient Portal', 'Home', and 'Log Off'. Below this is a header with a pencil icon and the text 'PETER PAN PARKER'S Results'. A yellow box contains the instruction: 'View the most recent result for each laboratory and microbiology test. Select a test below to view the history of results. [Learn More](#)'. To the right are buttons for 'Back to Health Record' and 'Print'. The main content is a table with the following data:

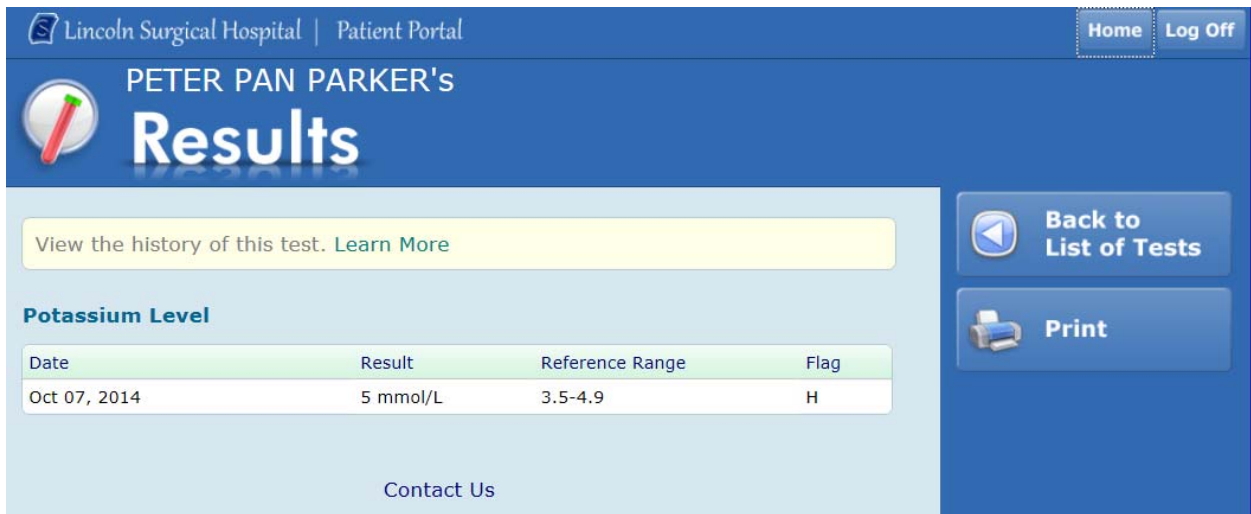
Date of Last Result	Test	Result	Reference Range	Flag
Oct 07, 2014	Sodium Level	140 mmol/L	138-146	
Oct 07, 2014	Potassium Level	5 mmol/L	3.5-4.9	H
Oct 07, 2014	Chloride Level	108 mmol/L	98-109	
Oct 07, 2014	Carbon Dioxide Level	25 mmol/L	24-29	
Oct 07, 2014	Anion Gap	17 mmol/L	10-20	
Oct 07, 2014	Blood Urea Nitrogen	18 mg/dL	8-26	
Oct 07, 2014	Creatinine	1.4 mg/dL	0.6-1.3	H
Oct 07, 2014	Glucose Level	71 mg/dL	70-105	
Oct 07, 2014	Ionized Calcium (Measured)	1.25 mmol/L	1.12-1.32	

At the bottom of the page is a 'Contact Us' link with a telephone icon.

LAB Results Detail

Selecting a result brings the Portal User to the detail page of that test. When selecting a particular test, the Patient Portal displays the history of all results for that specific test. The following elements are available on the screen:

- Date
- Result
- Reference Range
- Result Flag (Low or High)



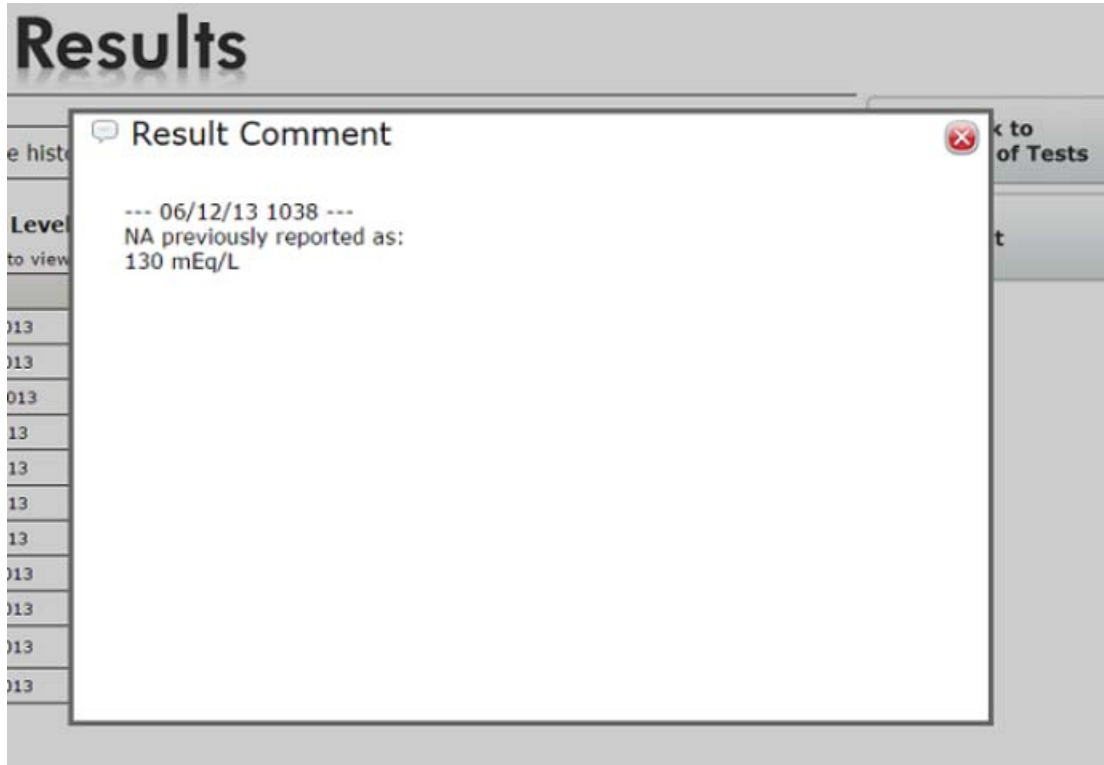
The screenshot shows the Lincoln Surgical Hospital Patient Portal interface. At the top, there is a navigation bar with the hospital name and 'Patient Portal' on the left, and 'Home' and 'Log Off' buttons on the right. Below this, the patient's name 'PETER PAN PARKER'S' is displayed next to a test icon, followed by the word 'Results' in a large font. A yellow box contains the text 'View the history of this test. Learn More'. Below this, the test name 'Potassium Level' is shown. A table displays the test result details:

Date	Result	Reference Range	Flag
Oct 07, 2014	5 mmol/L	3.5-4.9	H

At the bottom of the table area, there is a 'Contact Us' link. On the right side of the page, there are two buttons: 'Back to List of Tests' and 'Print'.

LAB Results Comments

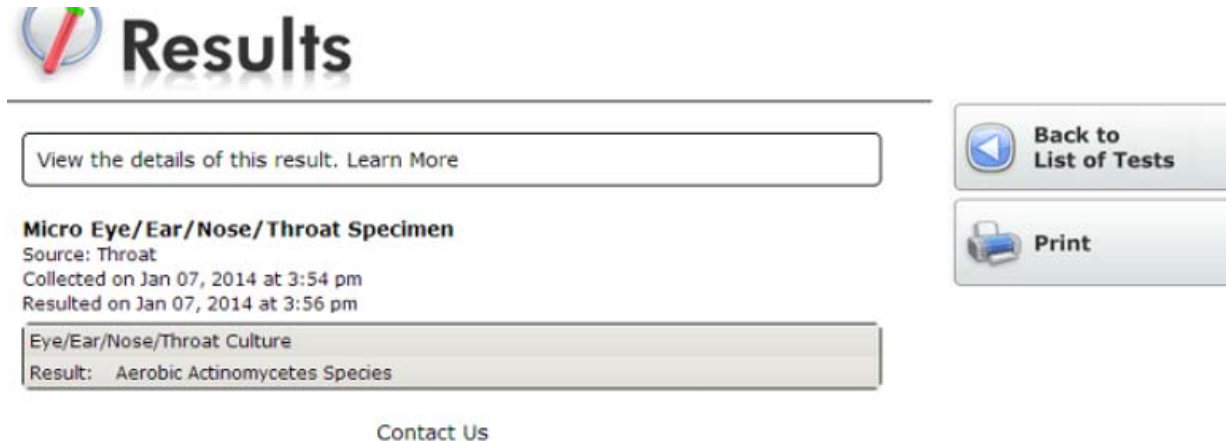
Selecting the icon to the right of the result will bring up Laboratory Result Comments.



Microbiology Result Detail

Selecting the procedure navigates the Portal User to the detail page. The procedure description displays the following:

- Source
- Collected date and time
- Resulted date and time
- Result



Sensitive Tests/ Procedures

Tests marked sensitive in the Lincoln Surgical Hospital Information System will not display in the portal.

Result Delay and Start Date

Results are sent to the Patient Portal 24 hours after they have been resultated. This time delay is to allow the providers time to discuss results with the patient. The start date for results to appear in the Patient Portal is February 1, 2015; results before this date will not appear in the Patient Portal.

[Click to return to Table of Contents](#)